

# TOTAL DUTCH HEAD ✓

The **TOTAL DUTCH HEAD** is a new revolutionary CARTONI patented professional tool that adds a 3° AXIS lateral rotation movement to any classic Heavy-Duty pan and tilt Head.

The TOTAL DUTCH allows the camera operator to create extraordinary and unusual ultimate 360° TOTAL DUTCH rotation shots.

This rotation is performed by a direct steering wheel with a hollow center as a cable channel.


Two 1 Kg (2.2 lbs) counterweights complete the set-up for a true Nodal rotation around the optical center.

The TOTAL DUTCH HEAD is ready to be installed on top of any Head via two 3/8" screws.

After setting the standard with its famed DUTCH HEAD in 2000, CARTONI has expanded the canted angle capability, creating the ultimate in DUTCH angle compositions.

### SPECIFICATIONS

Max Payload capacity	25 Kg	55 lbs
Weight	10,5 Kg	23 lbs
Rotation	360°	
Fluid Drag	Continuous	
Attachment	Two 3/8" screws	
Temperature range	-40°/+60° C	-40°/+140° F



## ACCESSORIES



AH 846 Bazooka basket Mitchell base

AH 891 3-Way leveller

AH 104 Euro style plate

AH 907 Mitchell nut flat base

AH 849 150mm bowl base converter

### AIRFLOATER

#### SPECIFICATIONS

Payload capacity	150 Kg	330 lbs
Weight	15 Kg	33 lbs
Height	25 cm	10 in.
Width	34 cm	13 in.
Head attachment	Flat Mitchell standard	

CARTONI...

SUPPORTS YOUR VISION



For more information please visit:



www.cartoni.com



Product Line



**CARTONI**  
PROFESSIONAL CAMERA SUPPORT

CARTONI S.p.A.  
Via Giuseppe Mirri, 13 - 00159 Roma  
Tel. +39 06.4382002 - Fax +39 06.43588293  
e-mail: cartoni@cartoni.com

# CARTONI

PROFESSIONAL CAMERA SUPPORT

Digital Cinematography ✓



Advancing the Art of Image Capture



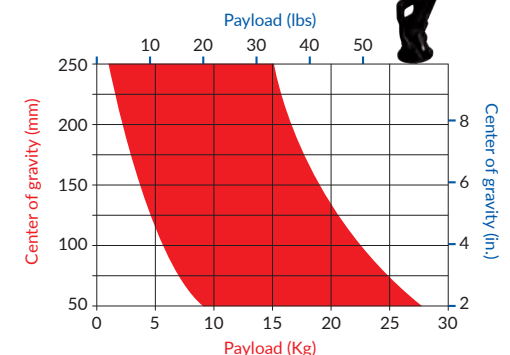
## FOCUS 22✓

The new **FOCUS 22** can space between 3 to 22 Kg (6.6 lbs to 49 lbs) camera payloads and combines the precision of the CARTONI patented labyrinth Fluid module with an exceptionally wide range of perfect counterbalance.

Extremely versatile it fills all the needs for fast moving ENG crews but also the precision demand of Digital Cinematographers.

Rugged yet easy to operate the new Focus 22 has all the ergonomic settings at the right place, positive locks, a wide range sliding platform incorporating the European style quick release plate and an illuminated spirit level.

FOCUS 22, weighs only 4 kg (8.8 lbs) thanks to the extensive use of extremely lightweight magnesium alloys.



### SPECIFICATIONS

Max Payload capacity	22 Kg	49 lbs
Weight	3,9 Kg	8.6 lbs
Bowl diameter	100mm	
Tilt range	± 90°	
Pan range	360°	
Counterbalance	Continuous	
Fluid Drag	Continuous	
Camera attachment	Euro-style quick release	
Temperature range	-40°/+60° C	-40°/+140° F

## MAXIMA 30✓

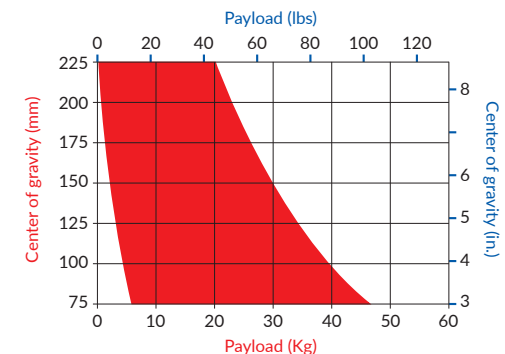
This innovative **MAXIMA 30** includes many of the features of the popular CARTONI MAXIMA Fluid Head in a lighter and more compact unit that is especially designed for Digital Cinematography.

The stepless fluid movements in both Pan & Tilt are exceptionally smooth with a progression going from almost freewheeling to an extremely consistent maximum drag, while the starts and stops are extraordinarily precise with no backlash.

The CARTONI infinitely adjustable patented "Wing" counterbalance will assist any camera payload from nearly 0 up to 40 kg (88 lbs) at 100mm CG with a perfect response throughout the entire +/-90° range.

The Pan & Tilt brakes are conveniently on the left side of the Head for intuitive shooting, as the camera plate latch, which can be activated with one hand, both to disengage the new safety lock and free the camera plate completely.

Standard configuration comes with 4 handle rosettes, right side orientable telescopic pan bar and a left front-end pan handle. Front box attachment and eyepiece extension holders are optional.



### SPECIFICATIONS

Payload capacity at: 200 mm (8 in.)	23 Kg	51 lbs
150 mm (6 in.)	30 Kg	66 lbs
100 mm (4 in.)	40 Kg	88 lbs
Weight	10,5 Kg	23 lbs
Pan range	360°	
Tilt range	± 90°	
Counterbalance	Continuous (Wing patented system)	
Fluid drag	Continuous (Wing patented system)	
Attachment	Flat Mitchell/150mm	
Temperature range	-40°/+60° C	-40°/+140° F

## MAXIMA 40✓

**MAXIMA 40** is a compact design Fluid Head featuring an amazingly precise patented counterbalance system.

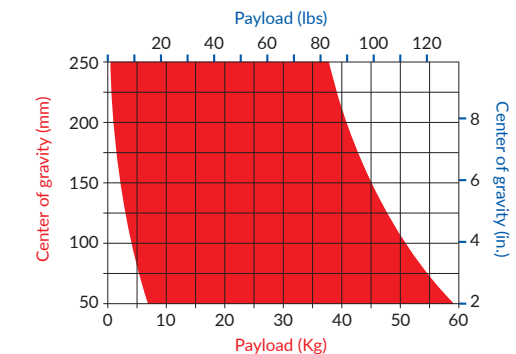
The MAXIMA 40 controls, knobs and levers, are ergonomically placed to ensure camera operators complete ease-of-use in any situation, whether in the studio, location or during outside broadcasts while drag and counterbalance steps are monitored on a digital display.

Payload capacity goes from zero (0) to 40 Kg (88 lbs) with a perfect balance throughout the entire 180° tilt range.

The specifically designed continuous Fluid Drag System performs from almost freewheeling to extremely consistent drag for maximum versatility.

The large sliding camera plate is compatible with ARRI and O'Connor slides for increased versatility and ease.

Extremely rugged and precise, the MAXIMA 40 is meant to become the ultimate industry standard.



### SPECIFICATIONS

Payload capacity at: 200 mm (8 in.)	40 Kg	88 lbs
150 mm (6 in.)	45 Kg	99 lbs
100 mm (4 in.)	52 Kg	115 lbs
Weight	15 Kg	33 lbs
Pan range	360°	
Tilt range	± 65°	
Counterbalance	Continuous	
Fluid drag	Continuous	
Attachment	Flat Mitchell/150mm	
Temperature range	-40°/+60° C	-40°/+140° F