

PENTA 1200



DC Out

1. PENTA 1200 require 4 piece of GENTREE MONSTER batteries.
2. Push the power switch for starting power sourcing.

Port	Equipments
3Pin XLR	Aputure 1200D PRO and other equipments
Evoke 1200	Evoke 1200

Must compose with 4 pcs of GENTREE MONSTER batteries

3. It has 2 pcs of 3 pin XLR and 1pcs port for Evoke 1200 , Cable for XLR is have to be more than AWG14 class.



Display

1. Display shows state of batteries and voltage and current outputs.
2. 2 lines of its top show states of batteries of L/R side.
3. Please change batteries when RED LEDs are lighted on batteries indicator (using with 2 batteries is not supported.)



Power Switch

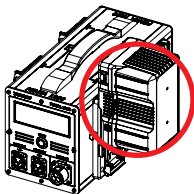
1. Please attach batteries first and link PENTA 1200 to equipments after and push the power switch to source power.
2. Blue LED blinks when abnormal state or short circuit has detected. Please check state of cable linking and batteries.
3. Power switch LED blinking and warning buzzer are activated when output is shutted down, Please check cables and equipment for any abnormality.



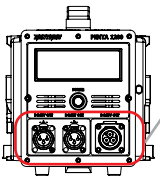
<http://www.gentree.co.kr>

403 dong - 803 ho, 655, Pyeongcheon-ro, Bucheon-si,
Gyeonggi-do, Republic of Korea
032-556-8940 / 010-2083-8940 / KAKAO: gentree

How to Use

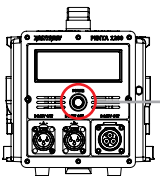


- 1 Attach all of 4pcs MONSTER batteries



- 2 Link PENTA 1200 and equipment with accurate cable

! Must be applied 4pcs of GENTREE MONSTER batteries with PENTA 1200
G-B100/390W 26A * 4PCS



- 3 Push Power switch to start sourcing power.

! Blinking Blue LED in Power switch and activating warning buzzer due to output shut down by abnormal state in linking between PENTA 1200 and equipment or batteries, or short circuit is detected. Please check state of linking and battery.



Pin Out

- XLR



Pin 1. - Pin
Pin 2. + Pin
Pin 3. No Connect

- EVOKE 1200



Pin 1. + Pin
Pin 2. - Pin
Pin 3. No Connect




Caution

- Please compose with 4 piece of batteries having same remain state.
- 4 pieces of battery have to be attached on PENTA 1200.
- Please use with AWG14 class or more XLR cable.



Display



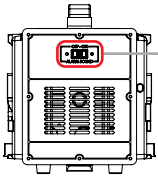
- 01 Indicating voltage states of front batteries of L side and R side.
- 02 Indicating voltage states of rear batteries of L side and R side.
- 03 Indicating total serial voltage of L side and R side.
- 04 Indicating current states of each side, L side and R side
- 05 Firmware version
! Must be applied 4pcs of GENTREE MONSTER batteries with PENTA 1200
G-B100/390W 26A * 4PCS
- 06 Indicating total voltage and current of output.



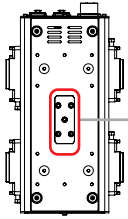
Error

- Blinking blue LED in Power switch and Warning buzzer sound
: Shut down in output, reason of overload, short circuit or other abnormal cases.

Extra Function



- ❶ On and Off low battery warning alarm with rear toggle switch



- ❷ Mountable to tri-pod or somewhere with clamp

⚠ Caution

- Please check clamp mounting is completely attached or not

Guarantee



Product Guarantee

Guarantee 2 years free repair for manufacturer faulty.



Content Guarantee

* Uncompensatable for record loss and any other losses due to products defects.

* Lifetime and performance are effected by using environments

Specification

PENTA 1200

Out Ports	2 piece of 3 Pin XLR and 1 piece of Evoke 1200 port	
Output	XLR	48V-28A (Max.Sum of 2 XLR ports) 48V-15A (Max.For each port)
	Evoke 1200	48V-28A (Max.total)
Weight	PENTA 1200 stand alone : Approx. 4Kg	4 MONSTER attached : Approx.12Kg
Dimension W X H X D	173 X 192 X 299 mm	
Environment	-10°C ~ +40°C	
Operation time	Aputure 1200 pro	max. Approx. 50m
	NanLux Evoke 1200	max. Approx. 1H 15m
Other appliances	<ul style="list-style-type: none"> - ARRI Orbiter - Aputure 600D - Nanlite Forza 500 - Creamsource Vortex8 - Hivelighting Hornet K5600 - Other 48V in, Under of max 1200W power consumption - 2 piece of 600W class equipments are supported at once. 	

✓ Tips

- PENTA 1200 is operated exclusively with GENTREE MONSTER battery pack.
- 4 piece of MONSTER batteries are required in absolute for operation
- Please compose with 4 piece of batteries having same remain state.
- Please link PENTA 1200 and equipment first and push power button to source power.
- Please change all batteries into full charged batteries when they indicate 20% remains(Blue continuous LED light in 1 cell) Since, Aputure 1200D Pro consumes larger amount of power(1.35KW)

Output Shut down guide ⚠ Solution Guidance

Please follow guidance below when PENTA 1200 output has shut down.

- ❶ Please check If PENTA 1200 is overloaded to over than its absolute ratings.

Check No.6 area of the display

- For all XLR ports or EVOKE 1200 port

VO(voltage output) have to be 48V and AO(current output) have to be equal or less than 28A

⚠ May differ slightly due to measurement error

- ❷ Please check defects on cable and linking state.

- Please check connection of cables is firm

- Please check thickness of cables is AWG 14 or more.

- ❸ Please check attaching state in batteries and emains of batteries

⚠ Please use 4 batteries having same remain state.

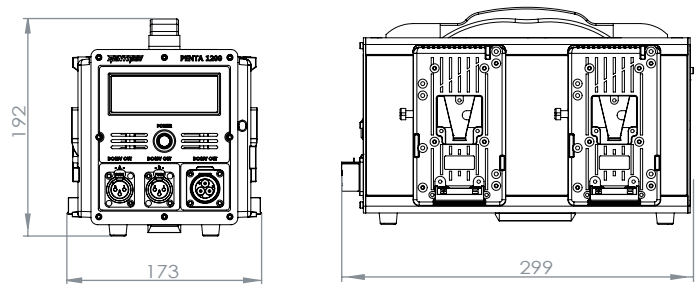
- ❹ Please check output of each battery.

- ❺ Please check device is overheated or not.

🔴 Unsolved

- Please contact to seller or manufacturer to apply repair service or get consult for it.

Dimension (Unit:mm)



Safety

⚠ Danger

1. Do not disassemble arbitrary due to danger of electric accident and guarantee is expired
2. Please avoid environments dusty and humid.
3. Do not use other battery packs, Exclusive to GENTREE MONSTER battery.
4. Do not block air duct since danger of accidents.
5. Do not make short circuit between (+) polar and (-) polar

⚠ Caution

1. Do not sealing this device.
2. Please avoid any moisture **and use rain cover when it is rain.**
3. Please use AWG 14 class or more XLR cable and make it short as much as it could be.